

**Shareholding Pattern under Regulation 31 of SEBI (Listing Obligations and Disclosure Requirements) Regulations, 2015**

1	<b>Name of Listed Entity: Savita Oil Technologies Limited</b>		
2	<b>Scrip Code - BSE: 524667</b>	<b>Scrip Code - NSE: SOTL</b>	<b>Class of Security: Equity</b>
3	<b>Share Holding Pattern Filed under: Reg. 31(1)(b)</b>		
	a. <b>If under 31(1)(b) then indicate the report for Quarter ending 31.03.2025</b>		
	b. <b>If under 31(1)(c) then indicate date of allotment/extinguishment</b>		
4	<b>Declaration: The Listed entity is required to submit the following declaration to the extent of submission of information:-</b>		

	<b>Particulars</b>	<b>Yes*</b>	<b>No*</b>
1	Whether the Listed Entity has issued any partly paid up shares?		No
2	Whether the Listed Entity has issued any Convertible Securities or Warrants?		No
3	Whether the Listed Entity has any shares against which depository receipts are issued?		No
4	Whether the Listed Entity has any shares in locked-in?		No
5	Whether any shares held by promoters are pledge or otherwise encumbered?		No
6	Whether company has equity shares with differential voting rights?		No
7	Whether the listed entity has any significant beneficial owner?	Yes	

\* If the Listed Entity selects the option 'No' for the questions above, the columns for the partly paid up shares, Outstanding Convertible Securities/Warrants, depository receipts, locked-in shares, No of shares pledged or otherwise encumbered by promoters, as applicable, shall not be displayed at the time of dissemination on the Stock Exchange website. Also wherever there is 'No' declared by Listed Entity in above table the values will be considered as 'Zero' by default on submission of the format of holding of specified securities.

For Savita Oil Technologies Limited

  
Company Secretary  
& Chief Legal Officer

Category	Category of shareholder	No. of shareholders	No. of fully paid up equity shares held	No. of Partly paid-up equity shares held	No. of shares underlying Depository Receipts	Total nos. shares held	Shareholding as a % of total no. of shares (calculated as per SCRR, 1957)	Number of Voting Rights held in each class of securities				No. of Shares Underlying Outstanding convertible securities (including Warrants)	Shareholding, as a % assuming full conversion of convertible securities (as a percentage of diluted share capital)	Number of Locked in shares		Number of Shares pledged or otherwise encumbered		Number of equity shares held in dematerialised form
								No. of Voting Rights			Total as a % of (A+B+C)			No. (a)	As a % of total Shares held (b)	No. (a)	As a % of total Shares held (b)	
								Class eg: X	Class eg: y	Total								
(I)	(II)	(III)	(IV)	(V)	(VI)	(VII) = (IV)+(V)+ (VI)	(VIII)As a % of (A+B+C2)	(IX)				(X)	(XI)= (VII)+(X) As a % of (A+B+C2)	(XII)		(XIII)		(XIV)
(A)	Promoter & Promoter Group	19	4,72,44,501	0	0	4,72,44,501	68.91	4,72,44,501	-	4,72,44,501	68.91	-	68.91	0	0	-	-	4,72,44,501
(B)	Public	34248	2,13,15,914	0	0	2,13,15,914	31.09	2,13,15,914	-	2,13,15,914	31.09	-	31.09	0	0	NA	NA	2,09,50,569
(C)	Non Promoter - Non Public	0	-	0	0	-	-	-	-	-	-	-	-	0	0	NA	NA	-
(C1)	Shares Underlying DRs	0	-	0	0	-	-	-	-	-	-	-	-	0	0	NA	NA	-
(C2)	Shares Held By Employee Trust	0	-	0	0	-	-	-	-	-	-	-	-	0	0	NA	NA	-
	Total	34267	6,85,60,415	0	0	6,85,60,415	100.00	6,85,60,415	-	6,85,60,415	100.00	-	100.00	0	0	-	-	6,81,95,070

For Savita Oil Technologies Limited


  
 Company Secretary  
& Chief Legal Officer



Table II - Statement showing shareholding pattern of the Promoter and Promoter Group

	Category & Name of the shareholders	PAN	Nos. of shareho lders	No. of fully paid up equity shares held	Partly paid- up equity shares held	No. of shares underlying Depository Receipts	Total nos. shares held	Shareholding % calculated as per SCRR, 1957 As a % of (A+B+C2)	Number of Voting Rights held in each class of securities				No. of Shares Underlying Outstanding convertible securities (including Warrants)	Shareholding as a % assuming full conversion of convertible securities (as a percentage of diluted share capital)	Number of Locked in shares		Number of Shares pledged or otherwise encumbered		Number of equity shares held in dematerialised form
									No of Voting Rights			Total as a % of (A+B+C)			No. (a)	As a % of total Shares held (b)	No. (a)	As a % of total Shares held (b)	
									Class eg: X	Class eg: y	Total								
	(I)	(II)	(III)	(IV)	(V)	(VI)	(VII) = (IV)+(V)+(VI)	(VIII) As a % of (A+B+C2)	(IX)				(X)	(XI)=(VII)+(X) As a % of (A+B+C2)	(XII)		(XIII)		(XIV)
A 1	Indian																		
(a)	Individuals/Hindu Undivided Family		13	4,29,05,026	0	0	4,29,05,026	62.58	4,29,05,026	0	4,29,05,026	62.58	0	62.58	0	0	0	0	4,29,05,026
	GAUTAM N MEHRA	AAFPM1054R	1	3,64,155	0	0	3,64,155	0.53	3,64,155	0	3,64,155	0.53	0	0.53	0	0	0	0	3,64,155
	GAUTAM N MEHRA (on behalf of Mehra Syndicate, AOP)	AAAAM2792C	1	4,09,34,834	0	0	4,09,34,834	59.71	4,09,34,834	0	4,09,34,834	59.71	0	59.71	0	0	0	0	4,09,34,834
	GAUTAM N MEHRA (as Trustee of Siddharth Mehra Trust)	AAITS3968F	1	3,33,330	0	0	3,33,330	0.49	3,33,330	0	3,33,330	0.49	0	0.49	0	0	0	0	3,33,330
	GAUTAM N MEHRA (as Trustee of Simran Family Trust)	AAITS3971L	1	83,120	0	0	83,120	0.12	83,120	0	83,120	0.12	0	0.12	0	0	0	0	83,120
	GAUTAM N MEHRA (as Trustee of Lord Krishna)	AAAJL1528Q	1	1,53,362	0	0	1,53,362	0.22	1,53,362	0	1,53,362	0.22	0	0.22	0	0	0	0	1,53,362
	GAUTAM N MEHRA (as Trustee of NKM Grand Children Trust)	AAATN2331D	1	5,830	0	0	5,830	0.01	5,830	0	5,830	0.01	0	0.01	0	0	0	0	5,830
	GAUTAM N MEHRA (Karta of G.N.Mehra HUF)	AACHG4936K	1	4,24,160	0	0	4,24,160	0.62	4,24,160	0	4,24,160	0.62	0	0.62	0	0	0	0	4,24,160
	GAUTAM N MEHRA (Karta of N.K.Mehra HUF)	AACHN3895A	1	1,66,665	0	0	1,66,665	0.24	1,66,665	0	1,66,665	0.24	0	0.24	0	0	0	0	1,66,665
	RESHMA GAUTAM MEHRA	AAFPM4136L	1	1,67,080	0	0	1,67,080	0.24	1,67,080		1,67,080	0.24	0	0.24	0	0	0	0	1,67,080
	SIMRAN G MEHRA	AUHPM4361M	1	1,52,500	0	0	1,52,500	0.22	1,52,500		1,52,500	0.22	0	0.22	0	0	0	0	1,52,500
	SIDDHARTH MEHRA	AVNPM2686A	1	77,915	0	0	77,915	0.11	77,915		77,915	0.11	0	0.11	0	0	0	0	77,915
	RITU SATSANGI	AAOPS2706F	1	38,745	0	0	38,745	0.06	38,745		38,745	0.06	0	0.06	0	0	0	0	38,745
	ATUL GURPARSHAD SATSANGI	AAZPS4448M	1	3,330	0	0	3,330	0.00	3,330		3,330	0.00	0	0.00	0	0	0	0	3,330
(b)	Central Government/State Government(s)		0	0	0	0	0	0.00	0.00	0	0.00	0.00	0	0.00	0	0	0	0	0
(c)	Financial Institutions/Banks		0	0	0	0	0	0.00	0.00	0	0.00	0.00	0	0.00	0	0	0	0	0
(d)	Any Other (Specify)																		
1)	Bodies Corporate		6	43,39,475	0	0	43,39,475	6.33	43,39,475	0	43,39,475	6.33	0	6.33	0	0	0	0	43,39,475
	Khatri Investments Private Ltd	AAACK2272P	1	21,38,055	0	0	21,38,055	3.12	21,38,055	0	21,38,055	3.12	0	3.12	0	0	0	0	21,38,055
	Mansukhmal Investments Pvt Ltd	AAACM4071E	1	20,50,000	0	0	20,50,000	2.99	20,50,000	0	20,50,000	2.99	0	2.99	0	0	0	0	20,50,000
	Kurla Investment and Trading Company Private Ltd	AAACK2273N	1	68,330	0	0	68,330	0.10	68,330	0	68,330	0.10	0	0.10	0	0	0	0	68,330
	Naved Investment And Trading Company Private Limited	AAACN1810C	1	47,260	0	0	47,260	0.07	47,260	0	47,260	0.07	0	0.07	0	0	0	0	47,260
	Basant Lok Trading Company	AAACB2498N	1	30,830	0	0	30,830	0.04	30,830	0	30,830	0.04	0	0.04	0	0	0	0	30,830
	Chemi Pharmex Private Ltd	AAACC2225J	1	5,000	0	0	5,000	0.01	5,000	0	5,000	0.01	0	0.01	0	0	0	0	5,000
	Sub Total (A)(1)		19	4,72,44,501	0	0	4,72,44,501	68.91	4,72,44,501	0	4,72,44,501	68.91	0	68.91	0	0	0	0	4,72,44,501
2	Foreign																		
(a)	Individuals (Non-Resident Individuals/Foreign Individuals)		0	0	0	0	0	0.00	0	0	0	0.00	0	0.00	0	0	0	0	0
(b)	Government		0	0	0	0	0	0.00	0	0	0	0.00	0	0.00	0	0	0	0	0
(c)	Institutions		0	0	0	0	0	0.00	0	0	0	0.00	0	0.00	0	0	0	0	0
(d)	Foreign Portfolio Investor		0	0	0	0	0	0.00	0	0	0	0.00	0	0.00	0	0	0	0	0
(e)	Any Other (Specify)		0	0	0	0	0	0.00	0	0	0	0.00	0	0.00	0	0	0	0	0
	Sub Total (A)(2)		0	0	0	0	0	0.00	0	0	0	0.00	0	0.00	0	0	0	0	0
	Total Shareholding Of Promoter And Promoter Group (A)= (A)(1)+(A)(2)		19	4,72,44,501	0	0	4,72,44,501	68.91	4,72,44,501	0	4,72,44,501	68.91	0	68.91	0	0	0	0	4,72,44,501

For Savita Oil Technologies Limited

  
 Company Secretary  
 & Chief Legal Officer



Table III - Statement showing shareholding pattern of the Public Shareholder

	Category & Name of the shareholders	PAN	Nos. of shareholders	No. of fully paid up equity shares held	Partly paid-up equity shares held	No. of shares underlying Depository Receipts	Total nos. shares held	Shareholding % calculated as per SCRR, 1957 As a % of (A+B+C2)	Number of Voting Rights held in each class of securities				No. of Shares Underlying Outstanding convertible securities (including Warrants)	Shareholding as a % assuming full conversion of convertible securities (as a percentage of diluted share capital)	Number of Locked in shares		Number of Shares pledged or otherwise encumbered		Number of equity shares held in dematerialised form
									No of Voting Rights			Total as a % of (A+B+C)			No. (a)	As a % of total Shares held (b)	No. (a)	As a % of total Shares held(b)	
									Class eg: X	Class eg: y	Total								
	(I)	(II)	(III)	(IV)	(V)	(VI)	(VII) = (IV)+(V)+ (VI)	(VIII) As a % of (A+B+C2)	(IX)				(X)	(XI)= (VII)+(X) As a % of (A+B+C2)	(XII)		(XIII)		(XIV)
B 1	Institutions (Domestic)																		
(a)	Mutual Fund		3	88,84,627	0	0	88,84,627	12.96	88,84,627	0	88,84,627	12.96	0	12.96	0	0	NA	NA	88,84,627
	Hdfc Trustee Company Ltd. A/C Hdfc Balanced Advantage Fund	AAATH1809A	1	44,86,192	0	0	44,86,192	6.54	44,86,192	0	44,86,192	6.54	0	6.54	0	0	NA	NA	44,86,192
	Sbi Energy Opportunities Fund	AABTS6407Q	1	42,66,441	0	0	42,66,441	6.22	42,66,441	0	42,66,441	6.22	0	6.22	0	0	NA	NA	42,66,441
(b)	Venture Capital Funds		0	0	0	0	0	-	0	0	0	-	0	0.00	0	0	NA	NA	0
(c)	Alternate Investment Funds		0	0	0	0	0	-	0	0	0	-	0	0.00	0	0	NA	NA	0
(d)	Banks		0	0	0	0	0	-	0	0	0	-	0	0.00	0	0	NA	NA	0
(e)	Insurance Companies		0	0	0	0	0	-	0	0	0	-	0	0.00	0	0	NA	NA	0
(f)	Provident Funds/Pension Funds		0	0	0	0	0	-	0	0	0	-	0	0.00	0	0	NA	NA	0
(g)	Asset Reconstruction Companies		0	0	0	0	0	-	0	0	0	-	0	0.00	0	0	NA	NA	0
(h)	Sovereign Wealth Funds		0	0	0	0	0	-	0	0	0	-	0	0.00	0	0	NA	NA	0
(i)	NBFCs registered with RBI		1	2,000	0	0	2,000	0.00	2,000	0	2,000	0.00	0	0.00	0	0	NA	NA	2,000
(j)	Other Financial Institutions		0	0	0	0	0	-	0	0	0	-	0	0.00	0	0	NA	NA	0
(k)	Any Other (Specify)		0	0	0	0	0	-	0	0	0	-	0	0.00	0	0	NA	NA	0
	Sub Total (B)(1)		4	88,86,627	0	0	88,86,627	12.96	88,86,627	0	88,86,627	12.96	0	12.96	0	0	NA	NA	88,86,627
2	Institutions (Foreign)																		
(a)	Foreign Direct Investment		0	0	0	0	0	-	0	0	0	-	0	0.00	0	0	NA	NA	0
(b)	Foreign Venture Capital Investors		0	0	0	0	0	-	0	0	0	-	0	0.00	0	0	NA	NA	0
(c)	Sovereign Wealth Funds		0	0	0	0	0	-	0	0	0	-	0	0.00	0	0	NA	NA	0
(d)	Foreign Portfolio Investors Category I		44	5,90,875	0	0	5,90,875	0.86	5,90,875	0	5,90,875	0.86	0	0.86	0	0	NA	NA	5,90,875
(e)	Foreign Portfolio Investors Category II		3	37,589	0	0	37,589	0.05	37,589	0	37,589	0.05	0	0.05	0	0	NA	NA	37,589
(f)	Overseas Depositories(holding DRs) (balancing figure)		0	0	0	0	0	-	0	0	0	-	0	0.00	0	0	NA	NA	0
(g)	Any Other (Specify)		0	0	0	0	0	-	0	0	0	-	0	0.00	0	0	NA	NA	0
	Sub Total (B)(2)		47	6,28,464	0	0	6,28,464	0.92	6,28,464	0	6,28,464	0.92	0	0.92	0	0	NA	NA	6,28,464
3	Central Government/State Government(s)																		
(a)	Central Government/President of India		0	0	0	0	0	-	0	0	0	-	0	0.00	0	0	NA	NA	0
(b)	State Government/Governor		0	0	0	0	0	-	0	0	0	-	0	0.00	0	0	NA	NA	0
(c)	Shareholding by Companies or Bodies Corporate where Central/State Government is a promoter		0	0	0	0	0	-	0	0	0	-	0	0.00	0	0	NA	NA	0
	Sub Total (B)(3)		0	0	0	0	0	-	0	0	0	-	0	0.00	0	0	NA	NA	0
4	Non-Institutions																		
(a)	Associate Companies/Subsidiaries		0	0	0	0	0	-	0	0	0	-	0	0.00	0	0	NA	NA	0
(b)	Directors and their relatives (excluding Independent Directors and nominee Directors)		0	0	0	0	0	-	0	0	0	-	0	0.00	0	0	NA	NA	0
(c)	Key Managerial Personnel		0	0	0	0	0	-	0	0	0	-	0	0.00	0	0	NA	NA	0

For Savita Oil Technologies Limited

  
 Company Secretary  
 & Chief Legal Officer



(d)	Relatives of promoters (other than 'immediate relatives' of promoters disclosed under 'Promoter and Promoter Group' category)	0	0	0	0	0	-	0	0	0	-	0	0.00	0	0	NA	NA	0
(e)	Trusts where any person belonging to 'Promoter and Promoter Group' category is 'trustee', 'beneficiary', or 'author of the trust'	0	0	0	0	0	-	0	0	0	-	0	0.00	0	0	NA	NA	0
(f)	Investor Education and Protection Fund (IEPF)	1	2,98,909	0	0	2,98,909	0.44	2,98,909	0	2,98,909	0.44	0	0.44	0	0	NA	NA	2,98,909
(g)	Resident Individual holding nominal share capital up to Rs. 2 lakhs	32,552	87,14,251	0	0	87,14,251	12.71	87,14,251	0	87,14,251	12.71	0	12.71	0	0	NA	NA	83,51,406
(h)	Resident Individual holding nominal share capital in excess of Rs. 2 lakhs	3	6,88,445	0	0	6,88,445	1.00	6,88,445	0	6,88,445	1.00	0	1.00	0	0	NA	NA	6,88,445
(i)	Non Resident Indians (NRIs)	582	3,95,231	0	0	3,95,231	0.58	3,95,231	0	3,95,231	0.58	0	0.58	0	0	NA	NA	3,95,231
(j)	Foreign Nationals	0	0	0	0	0	-	0	0	0	-	0	0.00	0	0	NA	NA	0
(k)	Foreign Companies	0	0	0	0	0	-	0	0	0	-	0	0.00	0	0	NA	NA	0
(l)	Bodies Corporate	194	13,14,196	0	0	13,14,196	1.92	13,14,196	0	13,14,196	1.92	0	1.92	0	0	NA	NA	13,13,366
(m)	Any Other (Specify)	865	3,89,791	0	0	3,89,791	0.57	3,89,791	0	3,89,791	0.57	0	0.57	0	0	NA	NA	3,88,121
	Escrow Account	1	9,210	0	0	9,210	0.01	9,210	0	9,210	0.01	0	0.01	0	0	NA	NA	9,210
	Body Corporate-Ltd Liability Partnership	24	25,851	0	0	25,851	0.04	25,851	0	25,851	0.04	0	0.04	0	0	NA	NA	25,851
	Hindu Undivided Family	838	3,54,030	0	0	3,54,030	0.52	3,54,030	0	3,54,030	0.52	0	0.52	0	0	NA	NA	3,52,360
	Clearing Members	2	700	0	0	700	0.00	700	0	700	0.00	0	0.00	0	0	NA	NA	700
	Sub Total (B)(4)	34,197	1,18,00,823	0	0	1,18,00,823	17.21	1,18,00,823	0	1,18,00,823	17.21	0	17.21	0	0	NA	NA	1,14,35,478
	Total Public Shareholding (B)= (B)(1)+(B)(2)+(B)(3)+(B)(4)	34,248	2,13,15,914	0	0	2,13,15,914	31.09	2,13,15,914	0	2,13,15,914	31.09	0	31.09	0	0	NA	NA	2,09,50,569

For Savita Oil Technologies Limited



  
 Company Secretary  
 & Chief Legal Officer  


Table IV - Statement showing shareholding pattern of the Non Promoter - Non Public shareholder

	Category & Name of the shareholders	PAN	Nos. of shareholders	No. of fully paid up equity shares held	Partly paid-up equity shares held	No. of shares underlying Depository Receipts	Total nos. shares held	Shareholding % calculated as per SCRR, 1957 As a % of (A+B+C2)	Number of Voting Rights held in each class of securities				No. of Shares Underlying Outstanding convertible securities (including Warrants)	Shareholding, as a % assuming full conversion of convertible securities (as a percentage of diluted share capital)	Number of Locked in shares		Number of Shares pledged or otherwise encumbered		Number of equity shares held in dematerialised form
									No of Voting Rights			Total as a % of (A+B+C)			No. (a)	As a % of total Shares held(b)	No. (a)	As a % of total Shares held(b)	
									Class eg: X	Class eg: y	Total								
	(I)	(II)	(III)	(IV)	(V)	(VI)	(VII) = (IV)+(V)+ (VI)	(VIII) As a % of (A+B+C2)	(IX)				(X)	(XI)= (VII)+(X) As a % of (A+B+C2)	(XII)		(XIII)		(XIV)
1	Custodian/DR Holder		0	0	0	0	0	0.0	0	0	0	0.00	0.00	0.00	0.00	0.00	NA	NA	0
2	Employee Benefit Trust/Employee Welfare Trust under SEBI (Share Based Employee Benefits and Sweat Equity) Regulations, 2021		0	0	0	0	0	0.0	0	0	0	0.00	0.00	0.00	0.00	0.00	NA	NA	0
	Total Non-Promoter-Non Public Shareholding (C)= (C)(1)+(C)(2)		0	0	0	0	0	0.0	0	0	0	0.00	0.00	0.00	0.00	0.00	NA	NA	0

For Savita Oil Technologies Limited

  
 \_\_\_\_\_  
 Company Secretary  
 & Chief Legal Officer

B




Table V - Statement showing details of Significant Beneficial Owners (SBOs)												
Sr. No.	Details of significant beneficial owner (I)			Details of registered owner (II)			Details of holding/exercise of right of the SBO in the reporting company, whether direct or indirect (III)					Date of creation/acquisition of significant beneficial interest
	Name	PAN	Nationality	Name	PAN	Nationality	Whether by virtue of:					
							Number of Shares	Voting Rights	Right on distributable dividend or any other distribution	Exercise of control	Exercise of Significant influence	
1	GAUTAM MEHRA	AAFPM1054R	Indian	GAUTAM N MEHRA (on behalf of Mehra Syndicate, AOP)	AAAAM2792C	Indian	4,09,34,834	4,09,34,834	-	Yes	Yes	28-03-2011
2	SIDDHARTH MEHRA	AVNPM2686A	Indian	GAUTAM N MEHRA (as Trustee of Siddharth Mehra Trust)	AAITS3968F	Indian	3,33,330	3,33,330	-	Yes	Yes	28-02-2007
3	SIMRAN MEHRA	AUHPM4361M	Indian	GAUTAM N MEHRA (as Trustee of Simran Family Trust)	AAITS3971L	Indian	83,120	83,120	-	Yes	Yes	28-02-2007
4	GAUTAM MEHRA	AAFPM1054R	Indian	GAUTAM N MEHRA (as Trustee of Lord Krishna)	AAAJL1528Q	Indian	1,53,362	1,53,362	-	Yes	Yes	28-02-2007
5	GAUTAM MEHRA	AAFPM1054R	Indian	GAUTAM N MEHRA (as Trustee of NKM Grand Children Trust)	AAATN2331D	Indian	5,830	5,830	-	Yes	Yes	28-02-2007
6	GAUTAM MEHRA	AAFPM1054R	Indian	GAUTAM N MEHRA (Karta of G.N.Mehra HUF)	AACHG4936K	Indian	4,24,160	4,24,160	-	Yes	Yes	28-02-2007
7	GAUTAM MEHRA	AAFPM1054R	Indian	GAUTAM N MEHRA (Karta of N.K.Mehra HUF)	AACHN3895A	Indian	1,66,665	1,66,665	-	Yes	Yes	28-02-2007

For Savita Oil Technologies Limited

  
 Company Secretary  
 & Chief Legal Officer  


Savita Oil Technologies Limited		
Table VI - Statement showing foreign ownership limits		
Particulars	Approved limits (%)	Limits utilized (%)
As on shareholding date	100	1.18
As on the end of previous 1st quarter	100	1.70
As on the end of previous 2nd quarter	100	1.69
As on the end of previous 3rd quarter	100	1.45
As on the end of previous 4th quarter	100	1.55

For Savita Oil Technologies Limited

  
 Company Secretary  
 & Chief Legal Officer  
